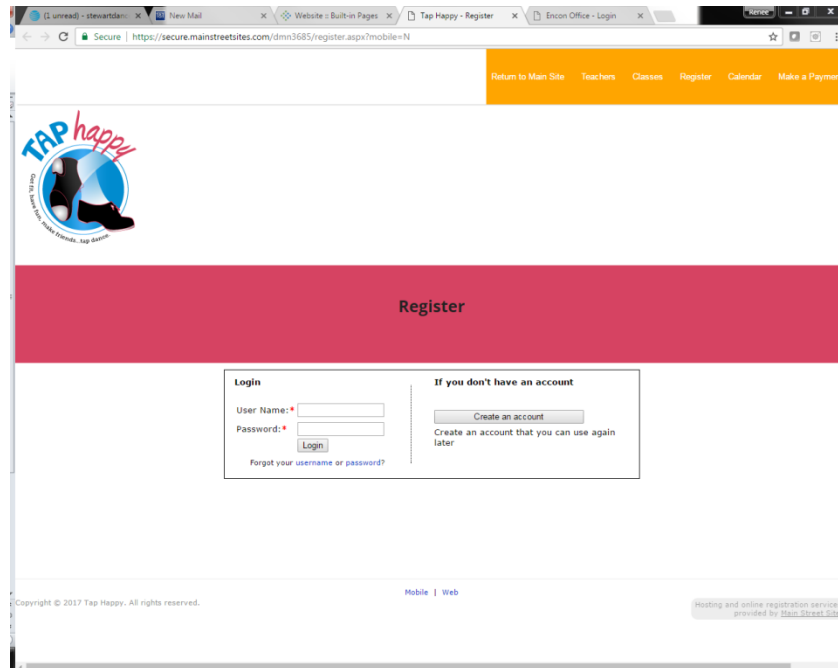


Tap Happy Registration Instructions:

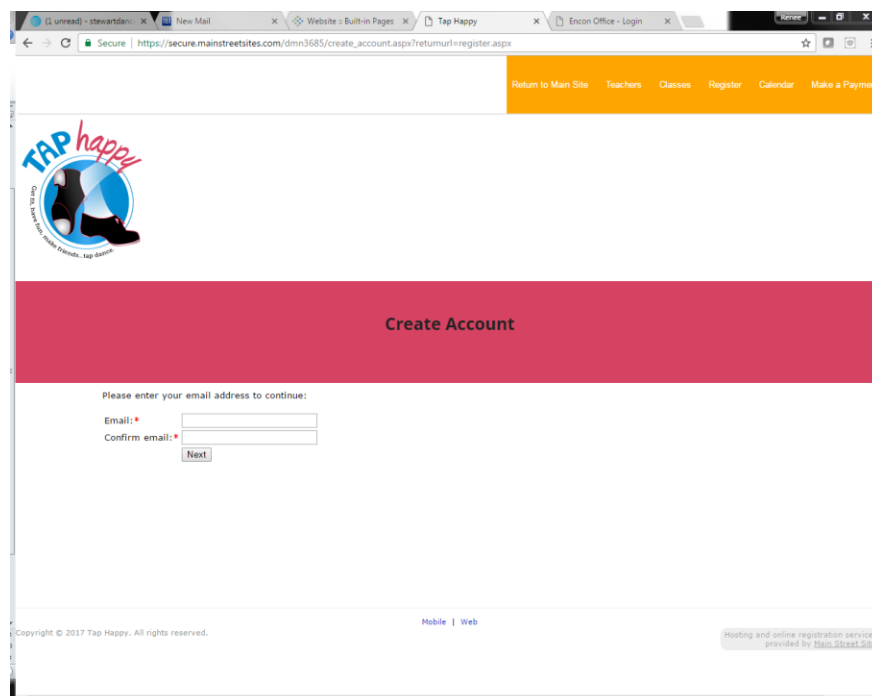
Welcome to your handy guide to registering in a Tap Happy class! Once you have created your account, keep your login information handy so you can log in and check your account information or enroll in more classes at your convenience!

1. Go to <https://secure.mainstreetsites.com/dmn3685/register.aspx> and create your profile.
 - a. Click 'Create an account'



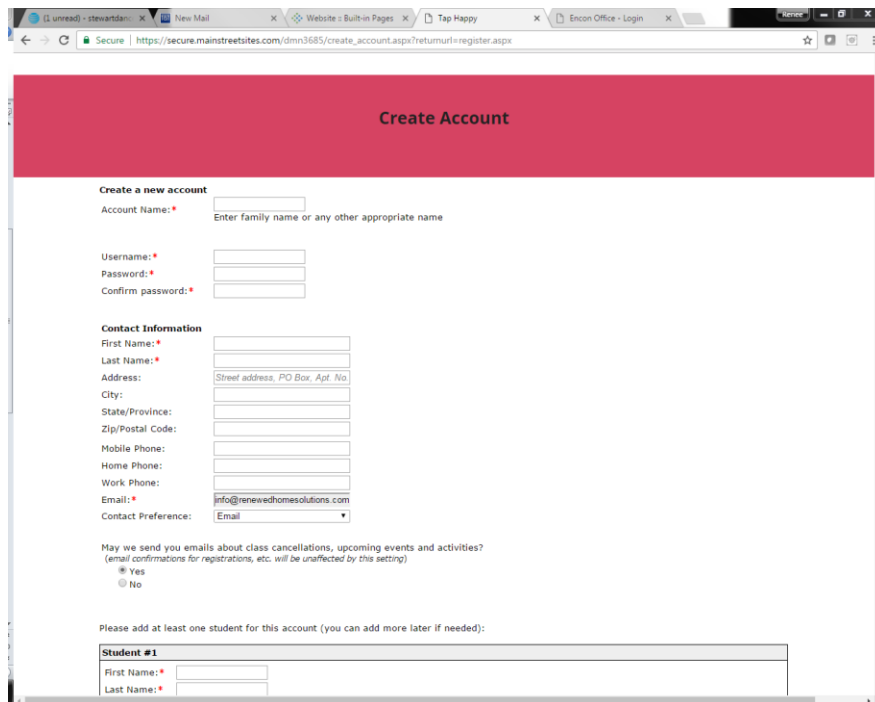
A screenshot of a web browser showing the Tap Happy registration page. The browser's address bar displays the URL <https://secure.mainstreetsites.com/dmn3685/register.aspx?mobile=N>. The page features a navigation bar with links: "Return to Main Site", "Teachers", "Classes", "Register", "Calendar", and "Make a Payment". The Tap Happy logo is in the top left. A large pink banner with the word "Register" is centered. Below it, there are two sections: "Login" with fields for "User Name" and "Password", a "Login" button, and a link "Forgot your username or password?"; and "If you don't have an account" with a "Create an account" button and a note "Create an account that you can use again later". The footer includes "Copyright © 2017 Tap Happy. All rights reserved.", "Mobile | Web", and "Hosting and online registration services provided by Main Street Sites".

2. Enter email address and click 'Next'



A screenshot of a web browser showing the Tap Happy "Create Account" page. The browser's address bar displays the URL https://secure.mainstreetsites.com/dmn3685/create_account.aspx?returnurl=register.aspx. The page features the same navigation bar and Tap Happy logo as the previous page. A large pink banner with the text "Create Account" is centered. Below it, the text "Please enter your email address to continue:" is followed by two input fields labeled "Email" and "Confirm email", and a "Next" button. The footer is identical to the previous page, showing "Copyright © 2017 Tap Happy. All rights reserved.", "Mobile | Web", and "Hosting and online registration services provided by Main Street Sites".

3. Create a New Account and click 'Save'



The screenshot shows a web browser window with the URL https://secure.mainstreetsites.com/dmn3685/create_account.aspx?returnurl=register.aspx. The page has a red header with the text "Create Account". Below the header, there is a section titled "Create a new account" with the following fields:

- Account Name: * (text input, placeholder: "Enter family name or any other appropriate name")
- Username: * (text input)
- Password: * (text input)
- Confirm password: * (text input)

Below these fields is a section titled "Contact Information" with the following fields:

- First Name: * (text input)
- Last Name: * (text input)
- Address: (text input, placeholder: "Street address, PO Box, Apt. No.")
- City: (text input)
- State/Province: (text input)
- Zip/Postal Code: (text input)
- Mobile Phone: (text input)
- Home Phone: (text input)
- Work Phone: (text input)
- Email: * (text input, placeholder: "info@renewedhomesolutions.com")
- Contact Preference: (dropdown menu, selected: "Email")

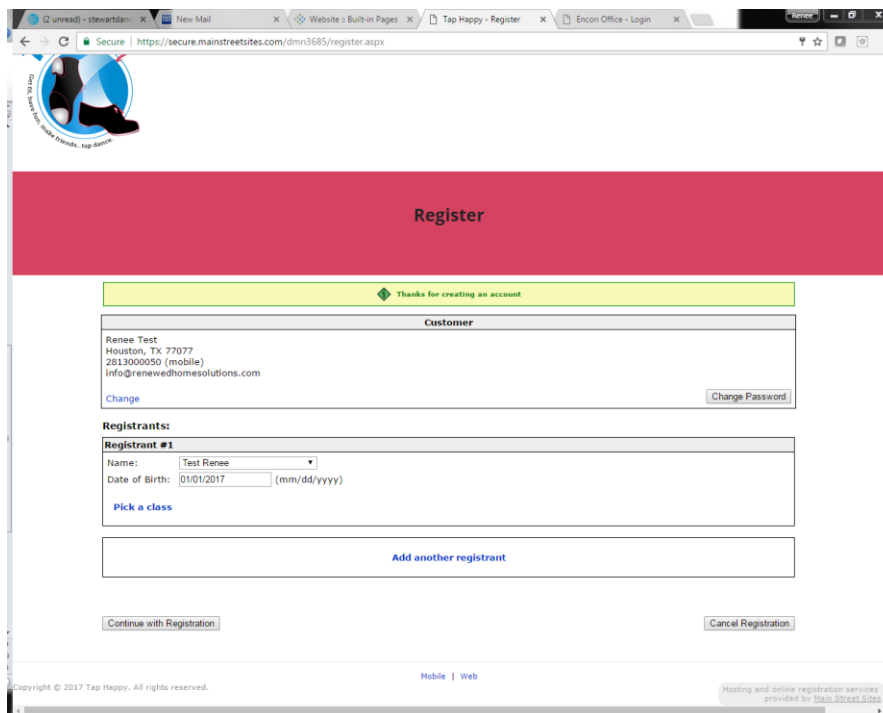
Below the contact information, there is a question: "May we send you emails about class cancellations, upcoming events and activities? (email confirmations for registrations, etc. will be unaffected by this setting)". There are two radio buttons: "Yes" (selected) and "No".

Below the question, there is a text input field for "Please add at least one student for this account (you can add more later if needed):".

Below the text input field, there is a section titled "Student #1" with the following fields:

- First Name: * (text input)
- Last Name: * (text input)

4. You are now ready to register for a class! Here is what you will see:



The screenshot shows a web browser window with the URL <https://secure.mainstreetsites.com/dmn3685/register.aspx>. The page has a red header with the text "Register". Below the header, there is a green banner with the text "Thanks for creating an account".

Below the banner, there is a section titled "Customer" with the following information:

- Renee Test
- Houston, TX 77077
- 2813000050 (mobile)
- info@renewedhomesolutions.com

Below the customer information, there are two buttons: "Change" and "Change Password".

Below the "Change" button, there is a section titled "Registrants:" with the following fields:

- Registrant #1
- Name: (dropdown menu, selected: "Test Renee")
- Date of Birth: (text input, placeholder: "01/01/2017 (mm/dd/yyyy)")

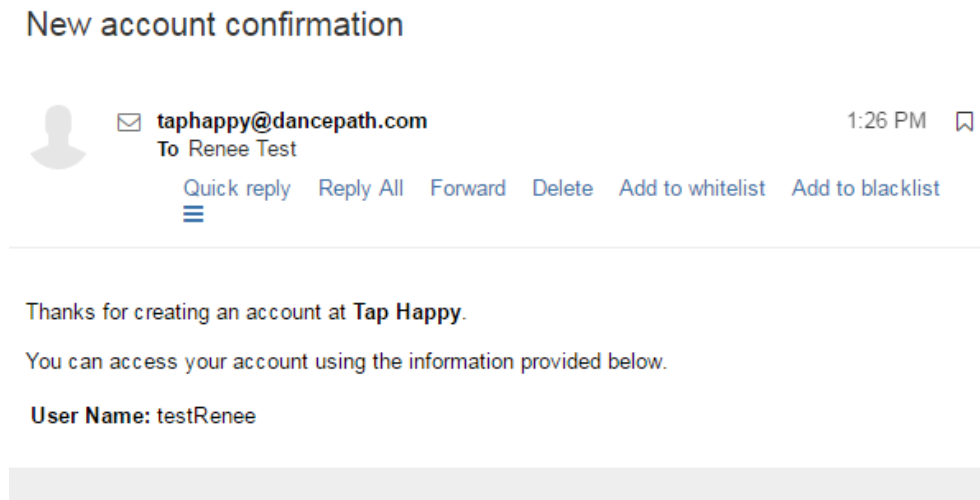
Below the date of birth field, there is a button: "Pick a class".

Below the "Pick a class" button, there is a button: "Add another registrant".

At the bottom of the page, there are two buttons: "Continue with Registration" and "Cancel Registration".

At the very bottom of the page, there is a footer with the text: "Copyright © 2017 Tap Happy. All rights reserved." and "Mobile | Web".

5. You will receive a 'New account confirmation' email to the email you provided during the registration process.



6. Click on 'Pick a Class' and you will see the dialogue box below. Select the following:
- a. Semester
 - b. Location
 - c. Class Type

The 'Pick a class' dialog box has a title bar with a close button. Inside, there's a 'Filters' section with a dropdown for 'Semester' set to 'Winter 2017', a dropdown for 'Location' set to 'Claire Shool of Dance', and a dropdown for 'Class Type' set to '<Select>'. A 'Go' button is next to the 'Class Type' dropdown. Below the filters is a green message bar with a double-headed arrow icon and the text 'Please select Location and Class Type to see available classes'. At the bottom right, there is a button labeled 'Choose Selected Class(es)'.

- d. Your chosen class will appear as shown below. Click in the **far-left box** and then click on '**Choose Selected Class(es)**' button to move to the next page.

Pick a class

Filters

Semester: Winter 2017

Location: Claire Shool of Dance

Class Type: Intermediate

Go

	Location	Class	Schedule	Start Date	Duration	Instructor
<input checked="" type="checkbox"/>	Claire Shool of Dance - Grace United methodist Church	Intermediate	Tuesday 7:00 PM - 8:00 PM	Jan 10, 2017	8 weeks	Sara Draper

Choose Selected Class(es)

7. After selecting your class, it will be listed in the **'Registrants:'** section. At this point, you have the following options:
- Add another class (either giving you two classes per week the same term; or the same class continuing through two terms)
 - Clear (or remove) the class you just selected
 - Pick a Second Choice class (This only applies if your 1st choice class is full, to automatically give you an alternative class.)
 - Add another registrant. (This is only for Tap Buddy or Family payment plans.)

Register

Thanks for creating an account

Customer

Renee Test

Houston, TX 77077

2813000050 (mobile)

Info@renewedhomesolutions.com

Change

Change Password

Registrants:

Registrant #1

Name: Test Renee

Date of Birth: 01/01/2017 (mm/dd/yyyy)

Class 1: Intermediate

Claire Shool of Dance - Grace United methodist Church

Sara Draper

Tuesday, 7:00 PM - 8:00 PM

01/10/17 - 02/28/17 (8 weeks)

Pick a class Clear

Add another class

Second Choice: Pick a class

Remove this class

Add another registrant

Continue with Registration

Cancel Registration

Copyright © 2017 Tap Happy. All rights reserved.

Mobile | Web

Hosting and online registration services provided by Main Street Sites

8. Click on **'Continue with Registration'**. At this screen, you will need to click on the drop down arrow and select the **'1st Class – 8 Week Term'** or the **'1st Class – 4 Week Term'**, as appropriate, option. Upon selection you will see the price of the class populate.
9. If you have selected a second class, then in the box describing your second class, again click on the drop down arrow. This time, select **'2nd Class/Registrant'**, as this is your second class. OR, if you are using the Tap Buddy or Family payment plan, when you go to the box describing the class of the second registrant, again go to the drop down arrow and select **'2nd Class/Registrant'**, as this is your second registrant.

The screenshot shows a web browser window with the URL https://secure.maintreetsites.com/dmn3685/online_registration_2.aspx. The page has a pink header with the word "Register". Below the header, a yellow warning box states: "We're sorry. Your account information is not complete. Please click on [Change](#) and make sure you provide all of the required contact information." Below this, a section titled "Please confirm your registration details and continue." contains a "Customer" form with fields for Name, Address, Phone, Email, and a "Change Password" button. Below the customer form is a "Class Information" section with two columns: "Class 1st Choice" and "Class 2nd Choice". The "Class 1st Choice" column contains details for an "Intermediate" class at "Claire Shool of Dance" on "Tuesday, 7:00 PM - 8:00 PM" for "01/10/17 - 02/28/17 (8 weeks)". The "Class 2nd Choice" column contains "None". Below the class information is a table with columns "Item", "Description", "Price", and "Action". The table has one row with "Test Renee (01/01/17)" and a price of "?". Below the table is a "Total:" row with a price of "?". At the bottom of the form are buttons for "Continue with Checkout", "Change Classes", and "Cancel Registration".

10. Click **'Continue with Checkout'** to proceed. (Note: if your account information is incomplete, you will not be able to proceed until you follow the prompt at the top of the page to complete that.)

The screenshot shows the same web browser window as the previous one, but the account information is now complete. The "Class Information" section shows the "Class 1st Choice" as "Intermediate" and the "Class 2nd Choice" as "None". The table below the class information now shows the pricing for the "1st class - 8 Week Term". The table has columns "Item", "Description", "Price", and "Action". The table has three rows: "1st class - 8 Week Term" with a price of "\$ 120.00", "Annual Non-Refundable Fee" with a price of "\$ 10.00", and a "Total:" row with a price of "\$ 130.00". Below the table is a "Total:" row with a price of "\$ 130.00". At the bottom of the form are buttons for "Continue with Checkout", "Change Classes", and "Cancel Registration".

11. Please review your order, and Select a Payment Plan.
12. Read the Tap Happy Liability Waiver and Acknowledgement of Risk form and put a checkmark in the box.
13. You will have several options to choose from:
 - i. **'Pay Now'** (You can pay by using your Paypal account or your credit card within Paypal).
 - ii. **'Pay Later'** (Payment has to be received prior to the first class).
 - iii. **'Back'** (takes you to the previous page)
 - iv. **'Cancel Registration'** (cancels class(es) you selected and allows you to start the process over if you've made a mistake).

Register

Please confirm the details below before submitting your registration.

Customer	
Renee Test 1604 Prairie Mark Ln Houston, TX 77077 2813000050 (mobile) info@renewedhomesolutions.com (preferred contact method)	

Registration #1 - Winter 2017	
Class 1st Choice Intermediate Claire Shool of Dance - Grace United methodist Church: 2nd Floor Sara Draper Tuesday, 7:00 PM - 8:00 PM 01/10/17 - 02/28/17 (8 weeks)	Class 2nd Choice None

Item	Price
1st class - 8 Week Term - Test Renee (01/01/17)	\$ 120.00
Annual Non-Refundable Fee	\$ 10.00
Total	\$ 130.00

Select a Payment Plan

☒ Pay the full order amount now or later

☐ Pay a \$60.00 deposit now and pay the balance later

Where did you hear about us:

Comments:

☐ By submitting, I agree to the following terms and conditions:
Tap Happy Liability Waiver

Secure | https://secure.mainstreetsites.com/dmn3685/online_registration_3.aspx

Claire Shool of Dance - Grace United methodist Church: 2nd Floor
Sara Draper
Tuesday, 7:00 PM - 8:00 PM
01/10/17 - 02/28/17 (8 weeks)

Item	Price
1st class - 8 Week Term - Test Renee (01/01/17)	\$ 120.00
Annual Non-Refundable Fee	\$ 10.00
Total	\$ 130.00

Select a Payment Plan

☒ Pay the full order amount now or later
☐ Pay a \$60.00 deposit now and pay the balance later

Where did you hear about us?:

Comments:

☐ By submitting, I agree to the following terms and conditions:

REGISTRATION IS INCOMPLETE WITHOUT SIGNATURE AND MUST BE COMPLETED BEFORE CLASS

I, being above age 21, agree as follows: I understand and agree that in participat-ing in any dance class, workshop, rehearsal or performance, there is a possibility of physical injury or death. I voluntarily agree, therefore, to assume all risks and responsibility for any such injury or accident, which might occur to me during, be-fore, or after any of Tap happy classes, rehearsals, performances, or activities in any and all spaces used by Tap Happy. I also exempt, release, and indemnify Tap Happy, its owners, agents, volunteers, assistants, employees, guest artists, faculty members, independent contractors, and/or students from any and all liability claims, demands, or causes of action whatsoever from any damage, loss, injury, or death to me or property which may arise out of or in connection with participation in any classes or activities

Register and pay now by credit card or PayPal.
 Register and pay later.

Mobile | Web

Copyright © 2017 Tap Happy. All rights reserved.

Hosting and online registration services provided by Main Street Sites

14. Let us know where you heard about Tap Happy.

15. At this point you will be taken to the Paypal.com site to securely complete your payment, using either your own Paypal account or your credit card. You will receive a Paypal confirmation receipt to the email address you provided at the beginning of the registration process.

TapHappy

PayPal \$130.00 USD

Pay with PayPal English

As a member, your eligible purchases are covered by PayPal Purchase Protection.

Email

Password

☐ Stay logged in for faster checkout

For your security, we'll always ask you to log in to update your PayPal personal or financial info.

Having trouble logging in?

or

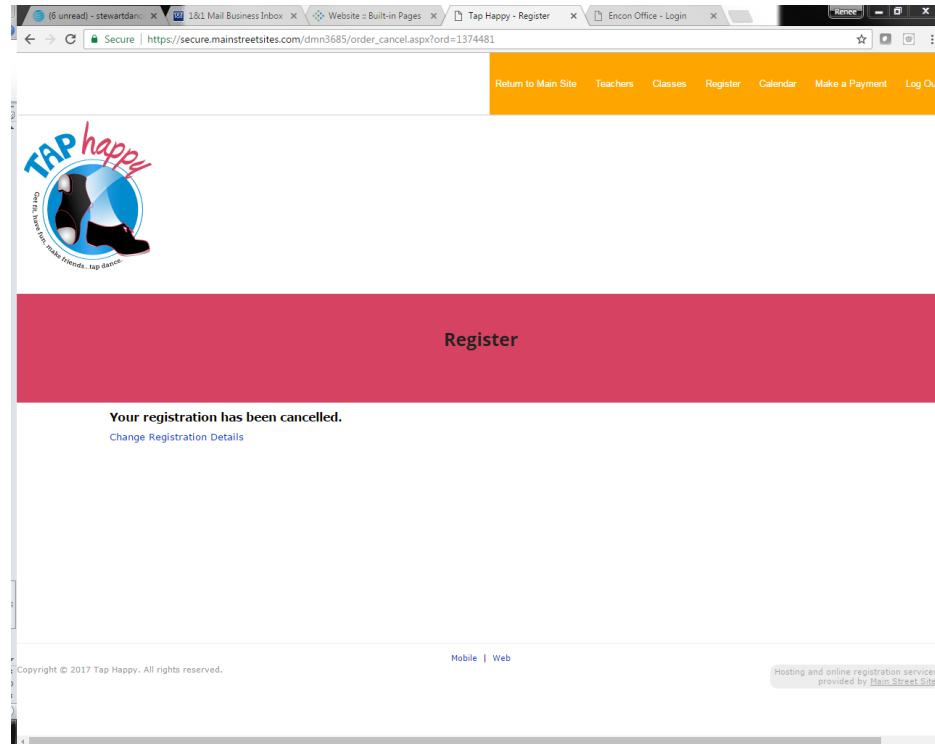
New. Faster. Easier.
Welcome to the new PayPal checkout! The security you rely on - now even faster. It's everything checkout should be.

Cancel and return to TapHappy Policies Terms Privacy Feedback © 1999 - 2017

Congratulations! You have now completed your Tap Happy account and have registered for a class!

Please keep a record of your password, and next time you can simply log in, and sign up for your next term!

Note: If you make a mistake you can always click on 'Cancel Registration' and you will be taken to the page below to restart the process.



Please contact support at taphappy@dancepath.com or 832-995-9004 if you need assistance.